

Husky Dog, Husky Dog, What Do You See?

Developed by: Lynne Witte

Discipline / Subject: Reading/ Language Arts, Social Studies, Art

Topic: Teamwork in Sled Dog Racing/ Pattern Books

Grade Level: K-2

Resources / References / Materials Teacher Needs:

Brown Bear, Brown Bear, What Do You See? By Bill Martin Jr. and Illustrated by Eric Carle

Templates for Husky Dog, Husky Dog, What Do You See? (with or without pictures)

Optional Needs:

Computer with Power Point by Microsoft

Stuffed Husky Dog, Dog Harness, Dog Bootie

Iditarod Books suggested:

Dogteam by Gary Paulson

Elim, the Determined Athlete by Joan Jackson

Kiana' Iditarod by Shelly Gill

Storm Run by Libby Riddles

Lesson Summary:

Students are using the repetition and colorful illustrations of the children's pattern book by Bill Martin, Jr. as a springboard to write a sequel about Alaska's Iditarod Sled Dog Race. Students will use Husky Dog, Husky Dog, What Do You See? to recall and illustrate a relationship between sled dogs and the musher.

Standard's Addressed: Based on Michigan Expectations... see

<http://www.michigan.gov/mde/0,1607,7-140-28753---,00.html> for the coding used with the strand, domain, grade-level, and expectation number.

R.WS.02.05

R.WS.02.11

R.FL.02.02

R.NT.02.03

R.NT.02.04

R.IT.02.02

R.IT.02.04R.CM.02.02

R.CM.02.04

R.MT.02.06

R.AT.02.01

W.PR.02.01

W.PR.02.03

<p>Learning objectives:</p> <ol style="list-style-type: none"> 1. Students will follow a pattern book to complete a sequel book. 2. Students will write and illustrate Iditarod sled dog facts. 	<p>Assessment:</p> <p>Method of assessment for learning</p> <p>Students are assessed by their ability to:</p> <ol style="list-style-type: none"> 1. actively participate in the reading of the pattern book 2. express ideas through their drawings 3. contribute to the class discussions
<p>Procedural Activities</p> <ol style="list-style-type: none"> 1. Teacher will show pictures of sled dogs and the Iditarod. A short power point is attached to this lesson plan that can be used. 2. Teacher will engage the students in a discussion about the equipment a musher needs for his dogs. 3. Teacher will share the story <u>Brown Bear, Brown Bear, What Do you see?</u> 4. Discuss the pattern of the book. Possible Expansion using <u>Polar Bear, Polar Bear, What Do You Hear?</u> 5. Explain to the students that they will color or make a class book, <u>Husky Dog, Husky Dog, What Do You See?</u> 6. Engage in a class discussion of things a husky dog may see in the Iditarod. 7. Students will complete a book using one of the templates provided or write and illustrate their own version of <u>Husky Dog, Husky Dog, What Do You See?</u> 	
<p>Materials Students Need</p> <p>Printout of the book template</p> <p>Art supplies for coloring (i.e. crayons, markers, colored pencils)</p>	
<p>Technology Utilized to Enhance Learning:</p> <p>Microsoft Power Point</p> <p>Computer</p>	
<p>Other Information</p> <p>The students will be using this activity as part of a primary centered Iditarod Unit.</p>	
<p>Modifications for special learners/ Enrichment Opportunities</p> <p>This lesson can be modified in a number of ways.</p> <ol style="list-style-type: none"> 1 Students can color the basic pictures as provided on the template. 2. Students can draw their own illustrations for the words provided on the template. 3. Students can brainstorm other words and drawings the book. 4. Teachers can scan or take digital pictures of the students' work to make a slide show presentation. 	

Husky Dog, Husky Dog, What
Do You See?

Husky Dog, Husky Dog, What do you see?

I see a harness waiting for me.

Husky Dog, Husky Dog, What do you see?

I see booties to protect my feet.

Husky Dog, Husky Dog, What do you see?

I see a sled packed and ready to go.

Husky Dog, Husky Dog, What do you see?

I see a snowy trail from Anchorage to Nome.

Husky Dog, Husky Dog, What do you see?

I see 26 checkpoints along the mountains and rivers.

Husky Dog, Husky Dog, What do you see?

I see a finish line in Nome.

Husky Dog, Husky Dog, What do you see?

I see a team of happy dogs who never gave up.


Husky Dog, Husky Dog, What do you see?

I see a proud musher smiling at me.

Husky Dog, Husky Dog, What
Do You See?




Husky Dog, Husky Dog, What do you see?



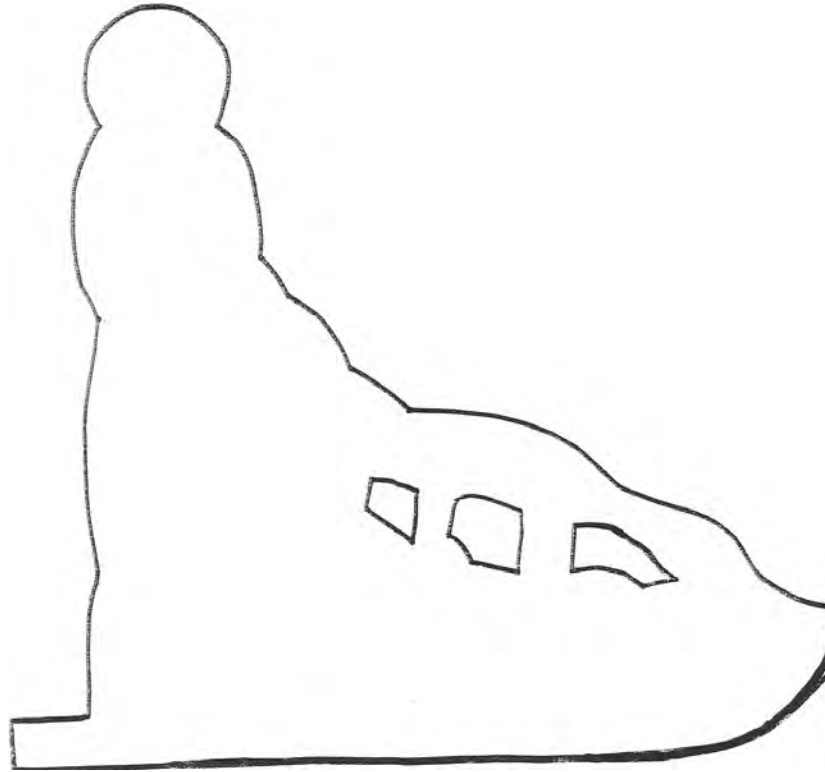
I see a harness waiting for me.

Husky Dog, Husky Dog, What do you see?




I see booties to protect my feet.

Husky Dog, Husky Dog, What do you see?



I see a sled packed and ready to go.

Husky Dog, Husky Dog, What do you see?



I see a snowy trail from Anchorage to Nome.

Husky Dog, Husky Dog, What do you see?




I see 26 checkpoints along the mountains and rivers.

Husky Dog, Husky Dog, What do you see?

End of Iditarod Dog Race

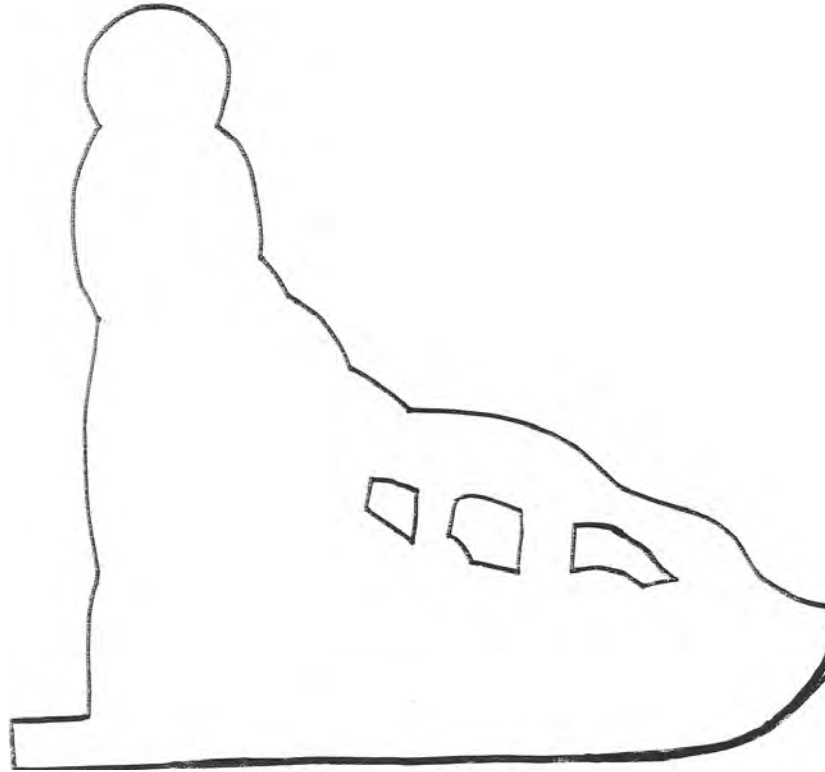
I see a finish line in Nome.

Husky Dog, Husky Dog, What do you see?



I see a team of happy dogs who never gave up.

Husky Dog, Husky Dog, What do you see?



I see a proud musher smiling at me.

The Iditarod Sled Dog Race

Photos used by permission by Nature's Kennel of
McMillan, Michigan

Iditarod Sled Dog and Musher



Sled Dog Harness



Dogs in Harness



Dogs Ready to Run



Iditarod Musher



IDITAROD TRAIL
ALASKA

"The Last Great Race" 1049 miles

ANCHORAGE
TO NOME

IDITAROD TRAIL

'05

RACE

Cabela's
WILDSIDE EQUIPMENT & OUTDOORS

WELLS
FARGO

ANCHORAGE
CHEVROLET
DODGE
2501 E. 34th Ave.

GCI
Alaska's Long Distance Carrier

Alaska Airlines

Anchorage
Daily News
adn.com

Wendy's
Meyer Stores
ANNIUM HOTEL

START

Alaska's
SuperStation
PENAIR The Spirit of Alaska
Chevron TEXACO
GLOBAL INFORMATION
TECHNOLOGIES

Iditarod Team



Proud Musher at the Finish

